

<SAMPLE TITLE>

<SAMPLE SUB-TITLE>

Name:	John Doe
Student ID:	000000000
Course:	Sustainable Maritime Engineering
Subject:	<insert subject>
E-Mail:	name.name@uni-rostock.de
Supervisors:	Prof. Dr.-Ing. Florian Sprenger <insert name>, MSc
Chair:	Ship Design
Faculty:	Faculty of mechanical engineering and marine technology
Thesis schedule:	20 weeks
Submission:	01.01.1001

Copyright © 2025, John Doe  
All rights reserved, text, pictures and graphics are protected material.

John Doe  
john.doe@uni-rostock.de

This document was set with L<sup>A</sup>T<sub>E</sub>X on October 29, 2025.

# Abstract

Here is the abstract...

# Contents

<b>Lists</b>	<b>ii</b>
List of Abbreviations . . . . .	v
List of Formulas . . . . .	vi
<b>1. Examples</b>	<b>1</b>
1.1. ...for lists . . . . .	1
1.2. ...for a table . . . . .	1
1.3. ...for equations . . . . .	1
1.4. ...for figures . . . . .	2
1.5. ...for plots . . . . .	3
1.6. ...for referencing and citing . . . . .	5
1.7. ...for writing code in $\text{\LaTeX}$ . . . . .	5
<b>2. Off you go!</b>	<b>6</b>
<b>3. Introduction</b>	<b>7</b>
<b>Bibliography</b>	<b>8</b>
<b>A. First chapter</b>	<b>9</b>

# List of Figures

1.1. Bulbuos bow parameter . . . . .	2
1.2. CFD result . . . . .	2
1.3. Wave resistance over froude number according to [3] . . . . .	3
1.4. Plotting a mathematical function directly in latex . . . . .	3
1.5. Plot from .csv file . . . . .	4

# List of Tables

1.1. *Alianca Bahia's* ship data . . . . . 1

# List of Abbreviations

Abbreviation	Meaning
<b>CAD</b>	Computer Aided Design
<b>CFD</b>	Computational Fluid Dynamics
<b>FOB</b>	Flat-of-Bottom
<b>FOS</b>	Flat-of-Side
<b>RoRo</b>	Roll on Roll off

## List of Formulas

Symbol	Unit	Meaning
$\alpha$	$^{\circ}$	Angle
$x$	$mm$	Coordinate



# 1. Examples

## 1.1. ...for lists

### bullet list

- Frictional resistance  $R_F$
- viscous resistance  $R_{VD}$
- Wave resistance  $R_W$

### numerated list

1. Frictional resistance  $R_F$
2. Viscous resistance  $R_{VD}$
3. Wave resistance  $R_W$

## 1.2. ...for a table

Table 1.1.: *Alianca Bahia's* ship data

$L_{oa}$	length over all	201,04 <i>m</i>
$L_{pp}$	length between perpendiculars	189,60 <i>m</i>
$B$	breadth	29,80 <i>m</i>
$D$	side height	16,50 <i>m</i>
$T_d$	design draught	10,10 <i>m</i>

## 1.3. ...for equations

### single line

$$\Delta = \rho \cdot \nabla \quad (1.1)$$

### multi line

$$g \cdot \Delta = g \cdot \rho \cdot \nabla \quad (1.2)$$

$$G = B \quad (1.3)$$

## 1. Examples

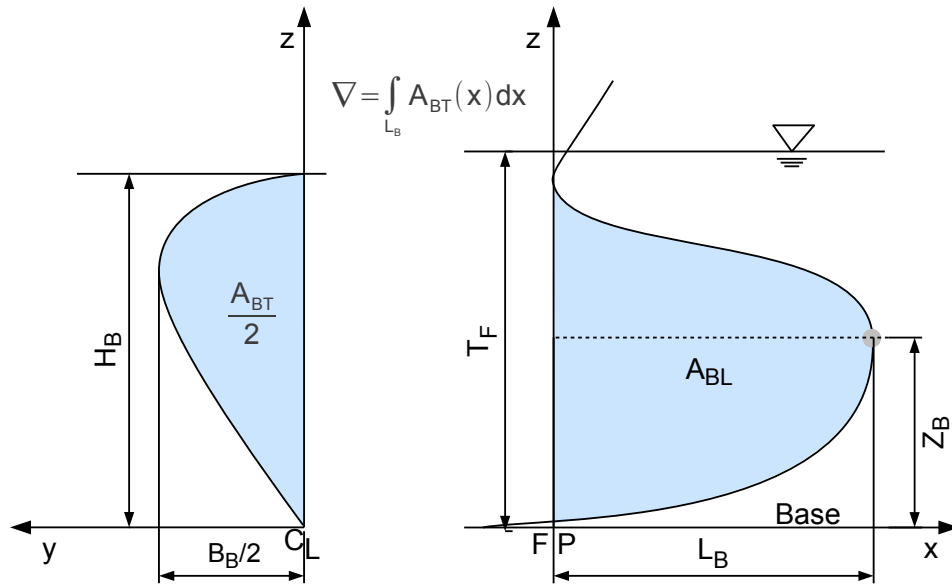


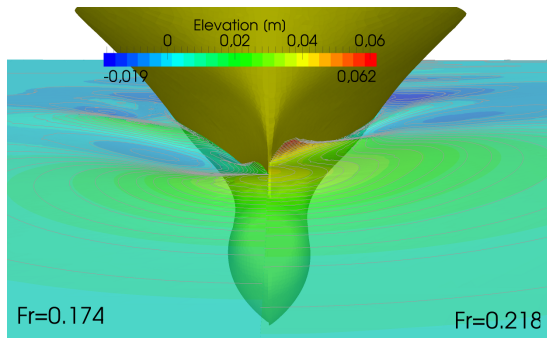
Figure 1.1.: Bulbuos bow parameters, figure as in [1]

### 1.4. ...for figures

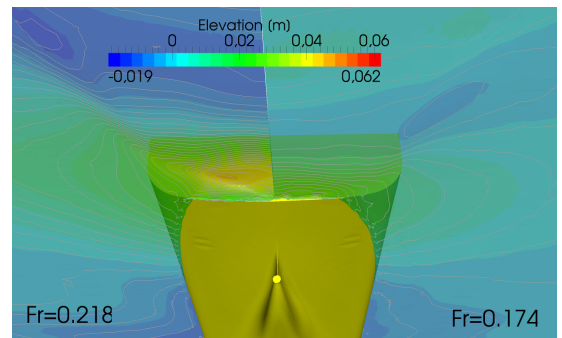
#### single picture

In equation (1.3)

#### Multiple pictures



(a) Bow view



(b) Stern view

Figure 1.2.: CFD-result of a 14000 *TEU* container ship

## 1.5. ...for plots

plotting with direct coordinates

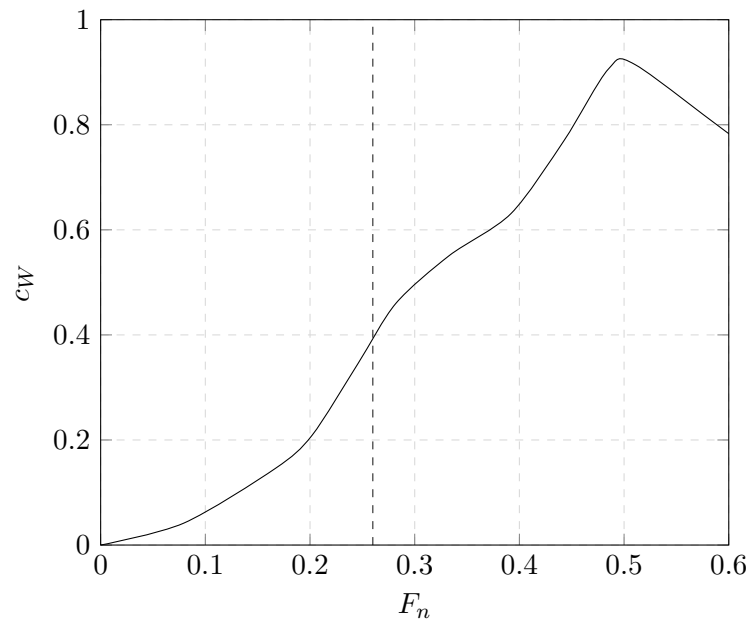


Figure 1.3.: Wave resistance over froude number according to [3]

plotting a mathematical function

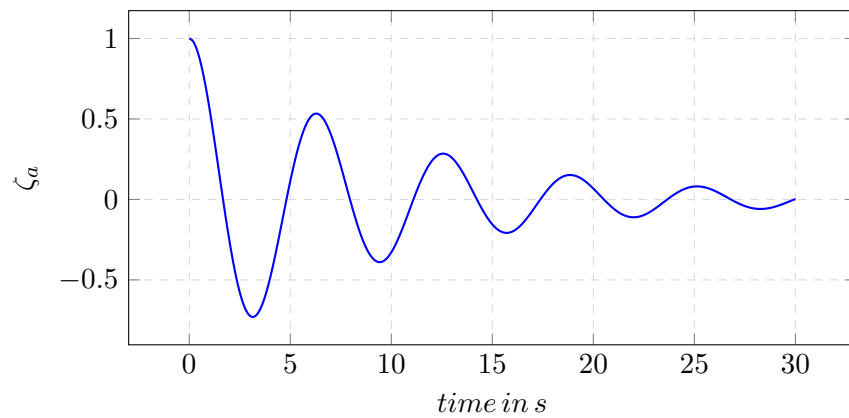


Figure 1.4.: Plotting a mathematical function directly in latex

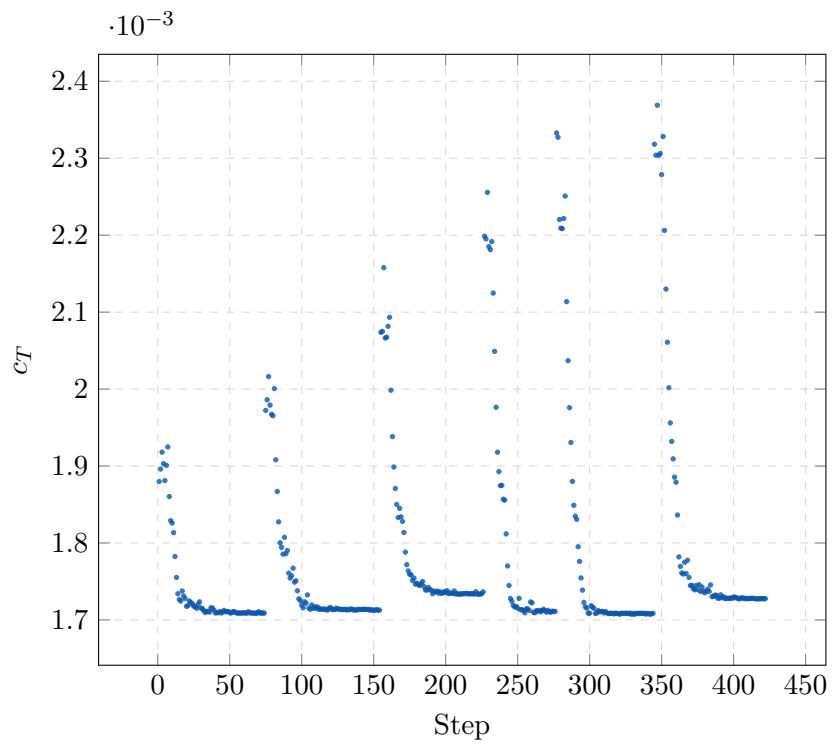
**plotting .csv table data**

Figure 1.5.: Plotting a graph from a table brings the advantage, that with chaged data, only the new file has to be exported and after the next compilation, every figure is up to date.

## 1.6. ...for referencing and citing

### referencing

e.g.:

Refer section 1.1

In table 1.1...

Equation 1.1 and 1.3....

The picture 1.2a in figure 1.2....

### citing literature

In [2] fundamental basics of naval architecture can be found.

Figure 1.1 shows a slightly modified picture as found in [1].

## 1.7. ...for writing code in $\text{\LaTeX}$

Listing 1.1: A simple code example

---

```
1 for (int i=0; i<5;i++)  
2 {  
3     do something;  
4 }
```

---

## 2. Off you go!

Now after some examples, it's up to you to fill these pages with life.

### 3. Introduction

Here is the intro...

Try to write something to refer to in the conclusion (was it succesful or not).

# Bibliography

- [1] A. KRACHT: *Design of Bulbous Bows*. The Society of Naval Architects and Marine Engineers (SNAME) Transactions, Vol. 86, 1978
- [2] C. MAYER, R. MARQUARDT: *Schiffstechnik und Schiffbautechnologie*. Seehafen Verlag, 2006
- [3] JENSEN, G. : Moderne Schiffslinien. In: *Handbuch der Werften* 22 (1994), S. 93
- [4] WATSON, D. G.: *Practical ship design*. Bd. 1. Elsevier, 1998



## **A. First chapter**

In the appendix you can put code lines, big raw data tables etc...

# Declaration of authorship

I declare in an official manner by handwritten signature that I have written this thesis independently and without the use of any other resources than those indicated. All passages taken literally or in substance from other publications have been indicated. This also applies to drawings, sketches, illustrations and sources from the Internet.

I further declare that I have not submitted or will not submit the present work in any other examination procedure. (The submitted written version is identical to the electronically submitted version). I understand that if I submit an incorrect assurance, the thesis has to be considered as failed.

Rostock, October 29, 2025

---

John Doe

